



Step 1:


Open the control box and find the wireless receiver as below.



Step 2:



two small holes



Under the state of connection, use a tweezers or other metal things

touch two small holes for a second. Meanwhile press any button in Wireless remote control. It will make a sound like “pa”, then everything will be ok.



If your Wireless Receiver is totally seal like photo below, please contact Customer Service at 1-800-533-7372

